

# LOOSELAY 50 NW-EX (500mm square)

category: low-maintenance vinyl loose lay tile

No need to apply the wax on the surface. LOOSELAY 50 NW-EX is an easy-to-maintain loose lay tile with the authentic image of natural wood and stone.



Specification	overall thickness	5.0mm	size	500mm×500mm
	others	Antibacterial & Antivirus Finished / Highly Durable UV-Coated Surface (EX-finish) / NO Beveling / TTN3303 · TTN3304 Beveled		
Packing	10pcs/box = 2.50m <sup>2</sup> /box			
Net Weight	22.0kg/box			
Performance	flame-retardant	Fire Defense Law in Japan Authorized NO.E2160122		
Recommended Adhesive from TOLI	TOLI ECO GA Cement	(required quantity)	for steel or plastic sub-floor	40 to 60 gram/m <sup>2</sup>
	TOLI ECO GA Cement EX		for mortar and wood sub-floor	60 to 100 gram/m <sup>2</sup>
Way of Installation	Quarter Turn		or	Monolithic
Notes on Installation	<ul style="list-style-type: none"> <li>◆Before installation, make sure the arrow marks on the back of each tile, which show the direction of the pattern.</li> <li>◆Installation at temperature above 10 degrees centigrade is more recommendable.</li> <li>◆When you install LOOSELAY 50 NW-EX below 15 degrees centigrade, the joints of tiles should retain a very slight gap as thin as name cards.</li> <li>◆When you install LOOSELAY 50 NW-EX on the free access floor each tile should be laid to slide over the joint of free access floor panels in the middle. (The joint of LOOSELAY 50 NW-EX should not be matched to that of free access floor panels.)</li> <li>◆When you install on the raised floor which is flexible to the subfloor, the level difference on the joint might be caused due to the inclination of floor panels. Before installation, make sure the raised floor is flat.</li> </ul>			
Recommended Way of Maintenance from TOLI	<ul style="list-style-type: none"> <li>◆No need to apply the maintenance wax on the surface. Clean the floor every day with an auto scrubber or a wet rag wrung out tightly. Use the neutral detergent for fixed contamination.</li> <li>◆High speed buffing should be avoided. Otherwise highly durable UV coating will be abraded.</li> <li>◆NW-EX Series is made to repel the wax coating. For wax application, the designated surface treatment should be prepared in advance.</li> <li>◆In case there's unevenness, seam gaps, and roughness on the sub-floor, they might be visible on the surface of the tiles after installation.</li> </ul>			
Others	<ul style="list-style-type: none"> <li>◆At the entrance of the building, the dust control mat should be laid in order to avoid soils and sands from outside.</li> <li>◆In case there's a level difference, a crevice, or bumpiness on the free access floor, sometimes it could be visible even after you install the tiles.</li> <li>◆Please note that the product has the indigenous odor from its materials.</li> </ul>			

MADE IN JAPAN



TTN3002



Based on intensive research on authentic texture of natural stones and wood-grains, realistic natural tones have been reproduced. The color number marked with ◆ has a Natural Tone pattern.



▲ TTN3220

◆ WOOD



TTN3001 OAK



TTN3002 OAK

◆ Antistatic Property 23°C 25%RH <in accordance with JIS A 1454>

	Surface (Ω)	Volume (Ω)
2.0mm vinyl composition tile	2.0×10 <sup>12</sup>	1.0×10 <sup>11</sup>
LOOSELAY 50 NW-EX	1.2×10 <sup>10</sup>	3.8×10 <sup>9</sup>

◆ Antistatic Property to Human Bodies<in accordance with JIS L 1021-16>

	Rubber Shoes (kV)
2.0mm vinyl composition tile	over 3.0
LOOSELAY 50 NW-EX	0.3

☆ This is the test result at 23 degrees centigrade, 25%RH. Please bear in mind that antistatic property may differ due to the sub-floor.

LVT

# LOOSELAY 50 NW-EX (500mm square)

category: low-maintenance vinyl loose lay tile



## ◆ STONE



TTN3201



TTN3202



TTN3204



TTN3205



TTN3206



TTN3207 ◆



TTN3209 ◆



TTN3211 (Same color and pattern as TTN3901)



TTN3212 (Same color and pattern as TTN3902)



TTN3213 ◆



TTN3216



TTN3217



TTN3218 ◆



TTN3219



TTN3220 ◆



TTN3221 ◆



TTN3222 ◆



TTN3223



TTN3224 ◆



TTN3303 (Beveled)



TTN3304 (Beveled)



▲ GX8112 (SOKOITARI GRANDAIR · page 109)/TTN3221



▲ TTN3124 (166.7mm×1000mm · page 326)/TTN3218

Specialty Flooring

LVT

# LOOSELAY 50 NW-EX LUMINOUS (500mm square)

category: low-maintenance vinyl loose lay tile



No need to apply the wax on the surface. LOOSELAY 50 NW-EX is an easy-to-maintain loose lay tile with the authentic image of natural wood and stone.

Specification	overall thickness	5.0mm	size	500mm×500mm
	others	Antibacterial & Antivirus Finished / Highly Durable UV-Coated Surface (EX-finish) / No Beveling		
Packing	10pcs/box = 2.50m <sup>2</sup> /box			
Net Weight	22.0kg/box			
Performance	flame-retardant	Fire Defense Law in Japan Authorized NO.E2160122		
Recommended Adhesive from TOLI	TOLI ECO GA Cement	(required quantity)	for steel or plastic sub-floor	40 to 60 gram/m <sup>2</sup>
	TOLI ECO GA Cement EX		for mortar and wood sub-floor	60 to 100 gram/m <sup>2</sup>
Way of Installation	Quarter Turn		or	Monolithic
Notes on Installation	<ul style="list-style-type: none"> <li>Before installation, make sure the arrow marks on the back of each tile, which show the direction of the pattern.</li> <li>Installation at temperature above 10 degrees centigrade is more recommendable.</li> <li>When you install LOOSELAY 50 NW-EX below 15 degrees centigrade, the joints of tiles should retain a very slight gap as thin as name cards.</li> <li>When you install LOOSELAY 50 NW-EX on the free access floor each tile should be laid to slide over the joint of free access floor panels in the middle. (The joint of LOOSELAY 50 NW-EX should not be matched to that of free access floor panels.)</li> <li>When you install on the raised floor which is flexible to the subfloor, the level difference on the joint might be caused due to the inclination of floor panels. Before installation, make sure the raised floor is flat.</li> </ul>			
Recommended Way of Maintenance from TOLI	<ul style="list-style-type: none"> <li>No need to apply the maintenance wax on the surface. Clean the floor every day with an auto scrubber or a wet rag wrung out tightly. Use the neutral detergent for fixed contamination.</li> <li>High speed buffing should be avoided. Otherwise highly durable UV coating will be abraded.</li> <li>NW-EX Series is made to repel the wax coating. For wax application, the designated surface treatment should be prepared in advance.</li> <li>In case there's unevenness, seam gaps, and roughness on the sub-floor, they might be visible on the surface of the tiles after installation.</li> </ul>			
Others	<ul style="list-style-type: none"> <li>At the entrance of the building, the dust control mat should be laid in order to avoid soils and sands from outside.</li> <li>In case there's a level difference, a crevice, or bumpiness on the free access floor, sometimes it could be visible even after you install the tiles.</li> <li>Please note that the product has the indigenous odor from its materials.</li> </ul>			

MADE IN JAPAN



TTN3802



TTN3801



TTN3802



▲ TTN3802

LVT

# LOOSELAY 50 NW-EX (333.3mm×500mm rectangular)

No need to apply the wax on the surface. LOOSELAY 50 NW-EX is an easy-to-maintain loose lay tile with the authentic image of natural wood and stone.

category: low-maintenance vinyl loose lay tile



Recycle



Long Life Easy Maintenance



GOOD DESIGN



Specification	overall thickness	5.0mm	size	333.3mm×500mm
	others	Antibacterial & Antivirus Finished / Highly Durable UV-Coated Surface (EX-finish) / Round-Beveled		
Packing	12pcs/box = 2.0m <sup>2</sup> /box			
Net Weight	17.6kg/box			
Performance	flame-retardant	Fire Defense Law in Japan Authorized NO.E2160122		
Recommended Adhesive from TOLI	TOLI ECO GA Cement	(required quantity)	for steel or plastic sub-floor	40 to 60 gram/m <sup>2</sup>
	TOLI ECO GA Cement EX		for mortar and wood sub-floor	60 to 100 gram/m <sup>2</sup>
Way of Installation	Monolithic    or     Ashlar			
Notes on Installation	<ul style="list-style-type: none"> <li>Before installation, make sure the arrow marks on the back of each tile, which show the direction of the pattern.</li> <li>Installation at temperature above 10 degrees centigrade is more recommendable.</li> <li>When you install LOOSELAY 50 NW-EX below 15 degrees centigrade, the joints of tiles should retain a very slight gap as thin as name cards.</li> <li>When you install LOOSELAY 50 NW-EX on the free access floor each tile should be laid to slide over the joint of free access floor panels in the middle. (The joint of LOOSELAY 50 NW-EX should not be matched to that of free access floor panels.)</li> <li>When you install on the raised floor which is flexible to the subfloor, the level difference on the joint might be caused due to the inclination of floor panels. Before installation, make sure the raised floor is flat.</li> </ul>			
Recommended Way of Maintenance from TOLI	<ul style="list-style-type: none"> <li>No need to apply the maintenance wax on the surface. Clean the floor every day with an auto scrubber or a wet rag wrung out tightly. Use the neutral detergent for fixed contamination.</li> <li>High speed buffing should be avoided. Otherwise highly durable UV coating will be abraded.</li> <li>NW-EX Series is made to repel the wax coating. For wax application, the designated surface treatment should be prepared in advance.</li> <li>In case there's unevenness, seam gaps, and roughness on the sub-floor, they might be visible on the surface of the tiles after installation.</li> </ul>			
Others	<ul style="list-style-type: none"> <li>At the entrance of the building, the dust control mat should be laid in order to avoid soils and sands from outside.</li> <li>In case there's a level difference, a crevice, or bumpiness on the free access floor, sometimes it could be visible even after you install the tiles.</li> <li>Please note that the product has the indigenous odor from its materials.</li> </ul>			

Specialty Flooring




Based on intensive research on authentic texture of natural stones and wood-grains, realistic natural tones have been reproduced. The color number marked with ◆ has a Natural Tone pattern.


MADE IN JAPAN



▲ TTN3605



TTN3604



TTN3603 ◆



TTN3604 ◆



TTN3605 ◆



TTN3606 ◆

LVT

# LOOSELAY 50 NW-EX (166.7mm×1000mm plank)

No need to apply the wax on the surface. LOOSELAY 50 NW-EX is an easy-to-maintain loose lay tile with the authentic image of natural wood and stone.

category: low-maintenance  
vinyl loose lay tile



Specification	overall thickness	5.0mm	size	166.7mm×1000mm
	others	Antibacterial & Antivirus Finished / Highly Durable UV-Coated Surface (EX-finish) / Round-Beveled		
Packing	12pcs/box = 2.0m <sup>2</sup> /box			
Net Weight	17.6kg/box			
Performance	flame-retardant	Fire Defense Law in Japan Authorized NO.E2160122		
Recommended Adhesive from TOLI	TOLI ECO GA Cement	(required quantity)	for steel or plastic sub-floor	40 to 60 gram/m <sup>2</sup>
	TOLI ECO GA Cement EX		for mortar and wood sub-floor	60 to 100 gram/m <sup>2</sup>
Way of Installation	Monolithic    or     Ashlar			
Notes on Installation	<ul style="list-style-type: none"> <li>◆Installation at temperature above 10 degrees centigrade is more recommendable.</li> <li>◆When you install LOOSELAY 50 NW-EX below 15 degrees centigrade, the joints of tiles should retain a very slight gap as thin as name cards.</li> <li>◆When you install LOOSELAY 50 NW-EX on the free access floor each tile should be laid to slide over the joint of free access floor panels in the middle. (The joint of LOOSELAY 50 NW-EX should not be matched to that of free access floor panels.)</li> <li>◆When you install on the raised floor which is flexible to the subfloor, the level difference on the joint might be caused due to the inclination of floor panels. Before installation, make sure the raised floor is flat.</li> </ul>			
Recommended Way of Maintenance from TOLI	<ul style="list-style-type: none"> <li>◆No need to apply the maintenance wax on the surface. Clean the floor every day with an auto scrubber or a wet rag wrung out tightly. Use the neutral detergent for fixed contamination.</li> <li>◆High speed buffing should be avoided. Otherwise highly durable UV coating will be abraded.</li> <li>◆NW-EX Series is made to repel the wax coating. For wax application, the designated surface treatment should be prepared in advance.</li> <li>◆In case there's unevenness, seam gaps, and roughness on the sub-floor, they might be visible on the surface of the tiles after installation.</li> </ul>			
Others	<ul style="list-style-type: none"> <li>◆At the entrance of the building, the dust control mat should be laid in order to avoid soils and sands from outside.</li> <li>◆In case there's a level difference, a crevice, or bumpiness on the free access floor, sometimes it could be visible even after you install the tiles.</li> <li>◆Please note that the product has the indigenous odor from its materials.</li> </ul>			

MADE IN JAPAN



TTN3108



Based on intensive research on authentic texture of natural stones and wood-grains, realistic natural tones have been reproduced.  
The color number marked with ◆ has a Natural Tone pattern.



TTN3105 ◆ WALNUT



TTN3108 ◆ OAK



TTN3112 ◆ OAK



TTN3113 ◆ OAK



TTN3115 ◆



TTN3116 ◆



TTN3118 ◆



TTN3120 ◆



TTN3121 ◆ OAK



TTN3122 ◆ OAK



TTN3124 ◆ OAK



TTN3125 ◆ OAK

LVT

# LOOSELAY 50 NW-EX (166.7mm×1000mm plank)

category: low-maintenance  
vinyl loose lay tile



TTN3126 OAK



TTN3127 WALNUT



TTN3128 WALNUT



TTN3131 OAK



TTN3132 OAK



TTN3133 OAK



TTN3134 OAK



TTN3135 CEDAR



TTN3136



TTN3137




TTN3138



TTN3139 TEAK



TTN3140 OAK



▲ TTN3133/TTN3603 (333.3mm×500mm · page 325)



▲ TTN3220 (500mm×500mm · page 323)/TTN3139

Specialty  
Flooring

# LOOSELAY 50 NW-EX (1000mm square)


category: low-maintenance vinyl loose lay tile

No need to apply the wax on the surface. LOOSELAY 50 NW-EX is an easy-to-maintain loose lay tile with the authentic image of natural wood and stone.



Specification	overall thickness	5.0mm	size	1000mm×1000mm
	others	Antibacterial & Antivirus Finished / Highly Durable UV-Coated Surface (EX-finish) / NO Beveling		
Packing	2pcs/box = 2.0m <sup>2</sup> /box			
Net Weight	21.8kg/box			
Performance	flame-retardant	Fire Defense Law in Japan Authorized NO.E2160122		
Recommended Adhesive from TOLI	TOLI ECO GA Cement	(required quantity)	for steel or plastic sub-floor	40 to 60 gram/m <sup>2</sup>
	TOLI ECO GA Cement EX		for mortar and wood sub-floor	60 to 100 gram/m <sup>2</sup>
Way of Installation	Monolithic		or	Reverse
Notes on Installation	<ul style="list-style-type: none"> <li>◆Before installation, make sure the arrow marks on the back of each tile, which show the direction of the pattern.</li> <li>◆Installation at temperature above 10 degrees centigrade is more recommendable.</li> <li>◆When you install LOOSELAY 50 NW-EX below 15 degrees centigrade, the joints of tiles should retain a very slight gap as thin as name cards.</li> <li>◆When you install LOOSELAY 50 NW-EX on the free access floor each tile should be laid to slide over the joint of free access floor panels in the middle. (The joint of LOOSELAY 50 NW-EX should not be matched to that of free access floor panels.)</li> <li>◆When you install on the raised floor which is flexible to the subfloor, the level difference on the joint might be caused due to the inclination of floor panels. Before installation, make sure the raised floor is flat.</li> </ul>			
Recommended Way of Maintenance from TOLI	<ul style="list-style-type: none"> <li>◆No need to apply the maintenance wax on the surface. Clean the floor every day with an auto scrubber or a wet rag wrung out tightly. Use the neutral detergent for fixed contamination.</li> <li>◆High speed buffing should be avoided. Otherwise highly durable UV coating will be abraded.</li> <li>◆NW-EX Series is made to repel the wax coating. For wax application, the designated surface treatment should be prepared in advance.</li> <li>◆In case there's unevenness, seam gaps, and roughness on the sub-floor, they might be visible on the surface of the tiles after installation.</li> </ul>			
Others	<ul style="list-style-type: none"> <li>◆At the entrance of the building, the dust control mat should be laid in order to avoid soils and sands from outside.</li> <li>◆In case there's a level difference, a crevice, or bumpiness on the free access floor, sometimes it could be visible even after you install the tiles.</li> <li>◆Please note that the product has the indigenous odor from its materials.</li> </ul>			

Specialty Flooring



MADE IN JAPAN



Based on intensive research on authentic texture of natural stones and wood-grains, realistic natural tones have been reproduced. The color number marked with ◆ has a Natural Tone pattern.



TTN3901  
(Same color and pattern as TTN3211)



TTN3902  
(Same color and pattern as TTN3212)

▲ TTN3901

LVT

# LOOSELAY 50 NW-EX (1000mm square)

category: low-maintenance vinyl loose lay tile



TTN3903



TTN3904



TTN3905



TTN3906



▲ TTN3905



▲ TTN3906

Specialty Flooring

# LOOSELAY 50 NW-EX (highly durable) (500mm square)


category: low-maintenance vinyl loose lay tile

Highly durable NO WAX loose lay tile. Compared to regular vinyl tiles, its durability is 4 times higher. It also performs well in heavy traffic applications such as commercial facilities.



Specification	overall thickness	5.0mm	size	500mm×500mm
	others	Antibacterial & Antivirus Finished / Highly Durable UV-Coated Surface (EX-finish) / NO Beveling		
Packing	10pcs/box = 2.50m <sup>2</sup> /box			
Net Weight	22.0kg/box			
Performance	flame-retardant	Fire Defense Law in Japan Authorized NO.E2160122		
Recommended Adhesive from TOLI	TOLI ECO GA Cement	(required quantity)	for steel or plastic sub-floor	40 to 60 gram/m <sup>2</sup>
	TOLI ECO GA Cement EX		for mortar and wood sub-floor	60 to 100 gram/m <sup>2</sup>
Way of Installation	Quarter Turn		or	Monolithic
Notes on Installation	<ul style="list-style-type: none"> <li>Before installation, make sure the arrow marks on the back of each tile, which show the direction of the pattern.</li> <li>Installation at temperature above 10 degrees centigrade is more recommendable.</li> <li>When you install LOOSELAY 50 NW-EX below 15 degrees centigrade, the joints of tiles should retain a very slight gap as thin as name cards.</li> <li>When you install LOOSELAY 50 NW-EX on the free access floor each tile should be laid to slide over the joint of free access floor panels in the middle. (The joint of LOOSELAY 50 NW-EX should not be matched to that of free access floor panels.)</li> <li>When you install on the raised floor which is flexible to the subfloor, the level difference on the joint might be caused due to the inclination of floor panels. Before installation, make sure the raised floor is flat.</li> </ul>			
Recommended Way of Maintenance from TOLI	<ul style="list-style-type: none"> <li>No need to apply the maintenance wax on the surface. Clean the floor every day with an auto scrubber or a wet rag wrung out tightly. Use the neutral detergent for fixed contamination.</li> <li>High speed buffing should be avoided. Otherwise highly durable UV coating will be abraded.</li> <li>NW-EX Series is made to repel the wax coating. For wax application, the designated surface treatment should be prepared in advance.</li> <li>In case there's unevenness, seam gaps, and roughness on the sub-floor, they might be visible on the surface of the tiles after installation.</li> </ul>			
Others	<ul style="list-style-type: none"> <li>LOOSELAY 50 NW-EX (highly durable) is not a static dissipative tile, but its antistatic property is equivalent to carpet tiles (less than 1.0kv to human bodies).</li> <li>At the entrance of the building, the dust control mat should be laid in order to avoid soils and sands from outside.</li> <li>In case there's a level difference, a crevice, or bumpiness on the free access floor, sometimes it could be visible even after you install the tiles.</li> <li>Please note that the product has the indigenous odor from its materials.</li> </ul>			

MADE IN JAPAN



TTN4205



TTN4206



TTN4212

▲ TTN4206

Specialty Flooring

LVT

# LOOSELAY 50 NW-EX (highly durable) (166.7mm×1000mm plank)

Highly durable NO WAX loose lay tile. Compared to regular vinyl tiles, its durability is 4 times higher. It also performs well in heavy traffic applications such as commercial facilities.

category: low-maintenance vinyl loose lay tile



Specification	overall thickness	5.0mm		size	166.7mm×1000mm
	others	Antibacterial & Antivirus Finished / Highly Durable UV-Coated Surface (EX-finish) / Round-Beveled			
Packing	12pcs/box = 2.0m <sup>2</sup> /box				
Net Weight	17.6kg/box				
Performance	flame-retardant	Fire Defense Law in Japan Authorized NO.E2160122			
Recommended Adhesive from TOLI	TOLI ECO GA Cement TOLI ECO GA Cement EX	(required quantity)	for steel or plastic sub-floor	40 to 60 gram/m <sup>2</sup>	
			for mortar and wood sub-floor	60 to 100 gram/m <sup>2</sup>	
Way of Installation	Monolithic    or     Ashlar				
Notes on Installation	<ul style="list-style-type: none"> <li>Installation at temperature above 10 degrees centigrade is more recommendable.</li> <li>When you install LOOSELAY 50 NW-EX below 15 degrees centigrade, the joints of tiles should retain a very slight gap as thin as name cards.</li> <li>When you install LOOSELAY 50 NW-EX on the free access floor each tile should be laid to slide over the joint of free access floor panels in the middle. (The joint of LOOSELAY 50 NW-EX should not be matched to that of free access floor panels.)</li> <li>When you install on the raised floor which is flexible to the subfloor, the level difference on the joint might be caused due to the inclination of floor panels. Before installation, make sure the raised floor is flat.</li> </ul>				
Recommended Way of Maintenance from TOLI	<ul style="list-style-type: none"> <li>No need to apply the maintenance wax on the surface. Clean the floor every day with an auto scrubber or a wet rag wrung out tightly. Use the neutral detergent for fixed contamination.</li> <li>High speed buffing should be avoided. Otherwise highly durable UV coating will be abraded.</li> <li>NW-EX Series is made to repel the wax coating. For wax application, the designated surface treatment should be prepared in advance.</li> <li>In case there's unevenness, seam gaps, and roughness on the sub-floor, they might be visible on the surface of the tiles after installation.</li> </ul>				
Others	<ul style="list-style-type: none"> <li>LOOSELAY 50 NW-EX (highly durable) is not a static dissipative tile, but its antistatic property is equivalent to carpet tiles (less than 1.0kv to human bodies).</li> <li>At the entrance of the building, the dust control mat should be laid in order to avoid soils and sands from outside.</li> <li>In case there's a level difference, a crevice, or bumpiness on the free access floor, sometimes it could be visible even after you install the tiles.</li> <li>Please note that the product has the indigenous odor from its materials.</li> </ul>				

MADE IN JAPAN

Specialty Flooring



Based on intensive research on authentic texture of natural stones and wood-grains, realistic natural tones have been reproduced. The color number marked with ◆ has a Natural Tone pattern.



TTN4105



TTN4105

◆ WALNUT